

your home | made beautiful

whatever the style, period or location

ADVANCE7

Windows, Doors and Conservatories

---





ADVANCE7

“Designed to blend seamlessly in to  
the framework of your home”

## Enjoy the Practicality of Modern PVCu Windows and Doors

Modern PVCu windows and doors ultimately provide you with increased thermal performance thus ensuring heat stays in your home and reducing your energy costs.

Also, double or even triple glazed windows and doors have increased sound insulation, with high security locking systems and hardware protecting your family and your home.



All-in-all modern PVCu products will outperform older single and double glazed alternatives, increasing thermal efficiency throughout the home and improving security, whilst offering an aesthetically pleasing improvement to your home.

The innovative ADVANCE 70 Window and Door Profile System from Selecta Systems has been designed to blend seamlessly in to the framework of your home, combining exceptional performance with beauty and elegance.

Using the most advanced technology, ADVANCE 70 Windows, Doors and Conservatories will provide the ultimate in terms of thermal and sound insulation, appearance, durability and security.



ADVANCE7

## Transforming the Look of Your Home

Windows

There are many aspects to consider when choosing new windows and doors for your home. Whilst size and shape will depend largely on the type of aperture, a wide variety of options are available in order for you to achieve the appearance you require to make it as individual as the interior.

With a choice of original chamfered or a more decorative sculptured profile, the ADVANCE 70 System will give you easy to maintain windows and doors that are stylish, elegant and unique.



Whether it's a casement, bay, bow, flush sash or tilt and turn window or a residential or French door and sidescreens, reassuringly, the wide variety of designs available will complement the architecture of any home and add value.

Coloured frames can add that authentic look to windows and doors with woodgrain effects proving very popular. Alternatively, why not opt for a contemporary or traditional shade, which in-turn can modernise or enhance the authentic look of your home.



## Casement Windows

For casement windows, our ADVANCE 70 Window System offers superb qualities that will exceed expectation in terms of performance, aesthetics and environmental issues.

Our casement windows are the perfect solution for your replacement or refurbishment project as well as new builds, providing outstanding qualities and a superior overall finish to any project - making your home beautiful and secure, whilst improving its thermal performance.

For homeowners, casement windows remain one of the most popular choice of window styles for the home. With so many configurations and variations in styles, colours, features and hardware, it's easy to see why customers continue to make casement windows, the popular choice.



## Bay & Bow Windows

ADVANCE 70 bay and bow windows are created by combining three or more windows together so that they angle out beyond the house wall. They can be casement, flush sash or tilt and turn depending on your needs. By using more windows, bay and bow windows allow more light in and also give you extra space inside your room.

Bay windows are perhaps the more common of the two reinforced window styles and generally consist of three windows of varying sizes. The central panel is often the largest, allowing for the best view, and this is then backed up by two panels, known as flankers, that are smaller in size and positioned at an angle.

Unlike bay windows, bow windows can generally consist of anywhere between three and six panels and they are generally all the same size. While the angles used in bay windows are often pronounced, the number of window panels used in bow windows create a more curved look.

## Tilt & Turn Windows

ADVANCE 70 tilt and turn windows are a highly versatile and practical window option. Simplistically designed with their great multi-functional operation, which makes them stand out from the norm.

Tilt and turn operation makes them easily accessible from the inside of your property, where access externally may be difficult. The windows have two distinct functions of being able to have the opening set to a tilt function, to allow for air flow and restrict access or you are able to fully open the window in to the inside of your home.

The ability to fully open the window in to the internal space, allows for easy cleaning and maintenance of tilt and turn windows, one of the major reasons for choosing them when access to the external side of the window proves a problem.









Inspiration  
for Your Home  
Windows





## Residential Doors

Whether you require an inward or outward opening door, left or right hung preference or the choice of a low threshold easy access option for wheelchairs and pushchairs, you can rest assured that our ADVANCE 70 residential door will look elegant whilst offering outstanding performance and security.

ADVANCE 70 doors offer excellent qualities in terms of thermal performance, security and aesthetics.

Our doors compliment the windows and are completely bespoke and made to order. There are a wide variety of colour options, styles and configurations, which allow for side panels, top lights and flag windows. Full frame or fitted with a Part M compliant low threshold, they come with a variety of choices when it comes to hardware and furniture colour.



## French Doors

ADVANCE 70 French Doors are all about bringing light into a room and opening up your home to your garden. You can create a stunning, warm and secure French door configuration that suits your home and lifestyle. French doors are designed to your homes style and period whilst incorporating all of the latest security and thermal performance benefits.

There is no 'one size fits all' element to French doors and we have plenty of different ways for customers to find the right door to combine lighting and access.

French doors remain one of the most popular choices for the home, when opening up to the outside. With so many configurations, size capabilities and variations in styles, colours, features and hardware, it's easy to see why French doors remain so popular with customers.





## Making a Grand Entrance to Your Home

Doors

The entrance to your home serves two main purposes; to act as a welcome to you, your family and friends and to keep unwanted visitors and the elements out.

Modern PVCu doors ultimately provide you with high security locking systems to protect your family and home. The gaskets and weatherseals are co-extruded within the frames and therefore provide a weathertight seal - no heat loss or leaks!



The thermal performance of modern PVCu doors, complimented by energy efficient glazing, will ensure that your home stays cosy and warm in the winter and nice and cool in the summer months. They also have the added benefit of reducing your energy bills!

ADVANCE 70 residential and French doors come in a comprehensive range of styles and colour options to compliment your home, whatever the style, period or location.

With an ADVANCE 70 door, you can create that grand entrance to your home, whilst keeping you, your family and home safe and warm.





ADVANCE7

# Transforming the Look of Your Home

Doors







## An extension to Your Home and Your Living Space

### Conservatories

A conservatory or orangery can be one of the most important additions to any home offering additional space whilst adding beauty and value to a property. This is a major investment that should bring comfort, space, security and enjoyment to the home.

Our tailor-made conservatories and orangeries are all designed to meet your individual needs with many aspects incorporated into the design including aesthetics, light, thermal efficiency, cost and architecture.



All our conservatories and orangeries are intended to bring beauty and warmth to an extra room that can be used all year round, with great consideration given to the style ensuring that it is sympathetic with your home.

We give thought to the features including the changes of the seasons and heat differentials throughout the year. We aim to remove the worries or concerns regarding installation by providing a complete service which includes surveying, planning and building. With a conservatory we endeavour to make sure that your installation is completed with minimal disruption to your home giving you time to enjoy the benefits.





## Victorian Conservatory

For a more rounded style with excellent versatility, the Victorian conservatory is preferred. This design gives homeowners a lot more choice, with the opportunity to pick how many facets you want, whilst choosing equal sided or a wide fronted style.

The popularity of Victorian conservatories is the ability to have them manufactured to your exact specifications, giving the homeowner complete control of their investment. Everything can be specified beforehand, whether it's the position of the conservatory's doors or the frame colour.

The Victorian conservatory style gives homeowners an opportunity to complement the property whilst making use of garden space which would otherwise be wasted.



## Edwardian Conservatory

One of the country's favourite, the Edwardian conservatory is extremely popular because it possesses a similar look and feel to other rooms in the home.

Square fronted corners offer the conservatory plenty of space for furniture and with an elegant aesthetic appeal and strong bold lines; it has taken number one spot from its closest rivals.

The conservatory roof of Edwardian styles can also be specifically adjusted to suit any property. You're not limited to what can or can't be achieved, even with height restrictions such as a bungalow.



## Gable Conservatory

Remodelled from the Edwardian style, the Gable front design offers stunning visual appeal and fantastic height and space.

Homeowners tend to opt for the gable front to create both a fantastic external and internal aesthetic look.

The gable front design is an installation with a classic, spacious feel. The extra space inside the property is just one of the benefits, as the style transforms any garden with a smooth and shiny exterior.

Gable fronts also have fantastic flexibility, which can be adjusted to suit any home. Even properties with height restrictions would benefit from the gable extension.









Inspiration  
for Your Home  
Conservatories





## standard collection



ROSEWOOD /  
WHITE PVC

GOLDEN OAK /  
WHITE PVC

ANTHRACITE GREY /  
WHITE PVC

BLACK BROWN /  
WHITE PVC



ROSEWOOD /  
ROSEWOOD

GOLDEN OAK /  
GOLDEN OAK

ANTHRACITE GREY /  
ANTHRACITE GREY

# colourfoil

BY SELECTA

## premium collection



IRISH OAK /  
WHITE PVC

MOUNTAIN OAK /  
WHITE PVC

ULTI-MATT BLACK /  
WHITE PVC

ANTHRACITE GREY SMOOTH /  
WHITE PVC

SLATE GREY /  
WHITE PVC

HAZY GREY /  
WHITE PVC

AGATE GREY /  
WHITE PVC



CHARTWELL GREEN /  
WHITE PVC

DARK GREEN /  
WHITE PVC

CREAM /  
WHITE PVC

WHITE GRAINED /  
WHITE PVC

STEEL BLUE /  
WHITE PVC

DARK RED /  
WHITE PVC



IRISH OAK /  
IRISH OAK

MOUNTAIN OAK /  
MOUNTAIN OAK

ULTI-MATT BLACK /  
ULTI-MATT BLACK

ANTHRACITE GREY SMOOTH /  
ANTHRACITE GREY SMOOTH

SLATE GREY /  
SLATE GREY

HAZY GREY /  
HAZY GREY

AGATE GREY /  
AGATE GREY



CHARTWELL GREEN /  
CHARTWELL GREEN

DARK GREEN /  
DARK GREEN

CREAM /  
CREAM

WHITE GRAINED /  
WHITE GRAINED

STEEL BLUE /  
STEEL BLUE

DARK RED /  
DARK RED

BLACK BROWN /  
BLACK BROWN

Ask to see our  
Colour Switch





## Window and Door Colour Options

Colourfoil Collection

Demand for coloured windows and doors in the UK is rising strongly. Homeowners are now loving colour! It's a way of personalising your home, making it look modern or giving it that traditional, authentic look.

With the Colourfoil Collection, we have a range of the most modern, traditional and on-trend colours shades and finishes.



The addition of the modern and contemporary shades of Ulti-Matt Black, Agate and Slate Grey, allow you to add on-trend colours to your windows and doors and compliment your homes style.

Traditional wood grain effects and colour shades enable you to create that period or heritage look to your home, meaning that there is a colour shade or grain effect to suit your home whatever the style, period or location.

Or maybe you prefer the standard classic White or the more traditional Rosewood and Golden Oak effect, whilst Chartwell Green and Anthracite Grey remain as popular as ever.

Whatever your colour choice you can be sure that your windows and doors will be the most aesthetically pleasing you can buy.

ADVANCE7

## Adding that Finishing Touch

Window and Door Options

The ADVANCE 70 Window and Door System has been rigorously tested with hardware designed to last the test of time and locking options that provide security of the highest level, PAS 24 and Secured by Design.

Our window and door furniture has been chosen to compliment your windows and doors, provide you with easy faultless operation with a range of colours and styles to suit the decor within your home.



There are a number of different configurations, styles and options for you to choose from to ensure your windows and doors meet yours and your homes period and location requirements.



## Georgian & Astragal Bar

Georgian and Astragal Bars give a more authentic look to your windows.



## Sash Horns


Sash horns add that classical appearance to your windows.



## Glass Options

When choosing your glass design it is very important to consider the levels of privacy you require as well as the architectural look of your home.

Patterned, stained or leaded options are just some of the choices available with toughened and low emissivity glass offering energy saving aspects that will allow you to choose a style that is both beautiful and practical.



## Arched Tops

Arched tops compliment traditional or period styled properties. Only available for chamfered windows.



## Side Screens, Flags & Arches

When your home requires something more or add that uniqueness to your door or window.



ADVANCE 70

## Keeping Your Family Home Secure and Warm

### Security

One of the main reasons why we upgrade our windows and doors is to ensure that we provide protection to our family and home.

When choosing your new windows and doors, you want to ensure that you are making the right decision to provide the required level of protection for your family and home.

With ADVANCE 70 Windows, Doors and Conservatories you can be sure of two things, they will keep unwanted intruders out and the warmth in!

The high security window and door locking system options are compliant with PAS 24, Document Q and Secured by Design, which ticks all the boxes when it comes to enhanced security.

### Energy Efficiency

Modern PVCu also benefits from excellent thermal performance levels. The ADVANCE 70 System is one of the leading performers with its 5 chambered system and Recycled Thermal Reinforcement (RTR Bar) providing you with A+ rated options to keep the cold out and warmth in.

These qualities put the ADVANCE 70 Window and Door System at the forefront of technological performance, ensuring that your home is secure and warm for many years to come.

### What are window (and door) energy ratings?

A window or doors rating is determined by a formula which takes into account the total solar heat transmittance, the amount of the sun's heat which can pass through the glass (usually referred to as g-value); the U-value of the whole unit (frame and glass combined), how well the window or door keeps the heat in your home; and the air infiltration through the window or door seals.

To make the Rating standard across all products, a standard window / door size and configuration is used. The resulting value is then placed into a band on the scale G-A, with A-rated windows and doors being the most energy-efficient.

## Did You Know?

### UK Burglary Statistics

In **72%** of cases, the burglar will enter through a door, of which...

**27%** by forcing the lock or cylinder  
**15%** through an unlocked door  
**10%** by breaking the door or door panel  
**5%** enter the property with a key

In **26%** of cases the burglar will enter through a window, of which...

**11%** force the window lock or latch  
**9%** cut through or break the glass  
**6%** will enter through an already open window

This means that **48%** of burglaries are owing to inferior windows and doors!

### Sustainability

PVCu windows and doors have a long and low maintenance lifespan, which can see them **last up to 30-40 years**.

What is more impressive, is the high quality reuse of PVCu, where it can be **recycled up to 10 times**, meaning a single window or door has a **new life expectancy of 350 years!**





## PAS 24 Windows & Doors



ADVANCE 70 Windows & Doors use high security locking systems, tested to PAS 24 & Secured By Design standards...

An inferior window or door locking system can be manipulated, snapped, picked, drilled or bumped to gain access to your property in less than 30 seconds! This is why our ADVANCE 70 system uses tried and tested security hardware on our windows and doors.

### So what are my Enhanced Security options?

An Enhanced Security option is compliant with PAS 24 and Secured by Design. This means that the complete and fully manufactured window or door has been rigorously and independently tested by a UKAS accredited test house.

The PAS 24 standard is an extra security measure to ensure windows and doors are up to the security standards, in case you do so happen to have a break in. The testing is based on a burglar trying to manipulate a cylinder, cut-through a slab or panel or force the lock and/or hinge side of a door. On a window forcing entry through the locking points using a selection of tools including 'crow bars', screwdrivers, chisels, drills and blades.

Secured by Design (SBD) is the official police security initiative that works to improve the security of buildings and their immediate surroundings to provide safe places to live, work, shop and visit.

SBD's product based accreditation scheme – the Police Preferred Specification - provides a recognised standard for all security products that can deter and reduce crime.



## A Rated Windows & Doors

The window and door profiles used to make the frames for your home offer excellent thermal insulation, as the gaskets and weathertight seals shut out draughts while the glazing reflects the heat back in to your room.

The multiple chambers within the profiles and the option of using Recycled Thermal Reinforcement (RTR) Bar also greatly improves the heat loss from your home. Aspects that will greatly reduce energy bills.

### The benefits of energy-efficient windows (and doors!)

**Smaller energy bills:** replacing all single-glazed windows with A-rated double glazing could save you around £160 per year on your energy bills.

**A smaller carbon footprint:** by using less fuel, you'll generate less of the carbon dioxide that leads to global warming - typically, 680kg a year.

**A more comfortable home:** energy-efficient glazing reduces heat loss through windows and means fewer draughts and cold spots.  
**Peace and quiet:** as well as keeping the heat in, energy efficient windows insulate your home against outside noise.

**Reduced condensation:** energy-efficient glazing reduces condensation build-up on the inside of windows.

The costs and savings for energy-efficient glazing will be different for each home and each window, depending on the size, material and installer. Double glazing should last for 20 years or more.



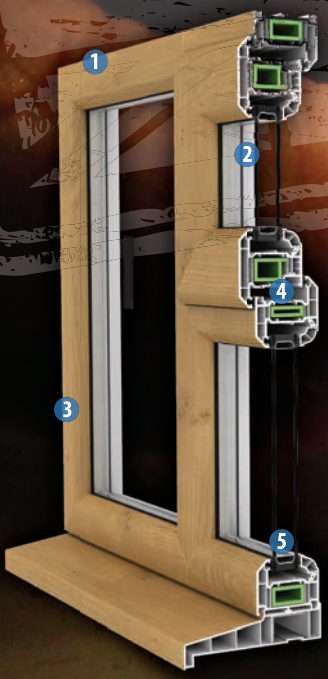
MADE IN THE

Irish  
Oak


Chartwell  
Green

Anthracite  
Grey

Mountain  
Oak



Casement, Bay & Bow Windows



Tilt and Turn Windows



Residential Doors




French Doors



## Advanced Technology in Terms of Appearance, Durability and Performance

- 1 Full PVCu Frame** - Designed to integrate with cills, thresholds and ancillary items
- 2 Multi-Point Locking System** - High security locking system with PAS 24 / Secured by Design option
- 3 Energy Efficient Profile System** - One of the more thermally efficient multi-chambered profile systems around
- 4 Fully Reinforced** - RTR Bar or Steel reinforcement for maximum strength and security
- 5 28mm Single Leg Knock-in Bead** - Internally glazed, sculptured or chamfered, for extra security. The gaskets and weatherseals are co-extruded within the frames to provide a weathertight seal - no heat loss or leaks!



ADVANCE7

Windows, Doors and Conservatories

Your Approved Installer is



Selecta Systems Ltd operate a continuous design and development programme and reserve the right to modify any product without any prior notification. Photographs used within this brochure are for representation purposes only. Selecta Systems Ltd are not responsible for any errors or omissions contained within this brochure.